

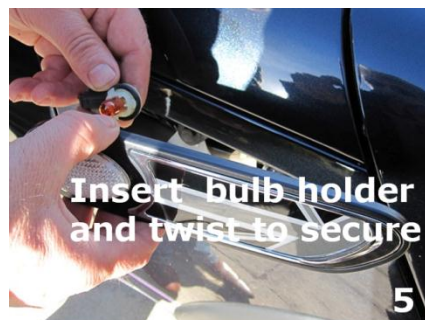


MY BEAUTIFUL MINI – FITTING INSTRUCTIONS

SIDE SCUTTLES MINI Mk1 2001 TO NOVEMBER 2006 & MINI CONVERTIBLE UP TO MARCH 2009



FINALLY PLACE THE WASHERS OVER THE SCREW AND THEN SCREW THE WING NUT IN PLACE – DO NOT OVER TIGHTEN.

Should you require any more advice of assistance please contact

My Beautiful Mini – Tel 0113 8156363

E-mail info@mybeautifulmini.com